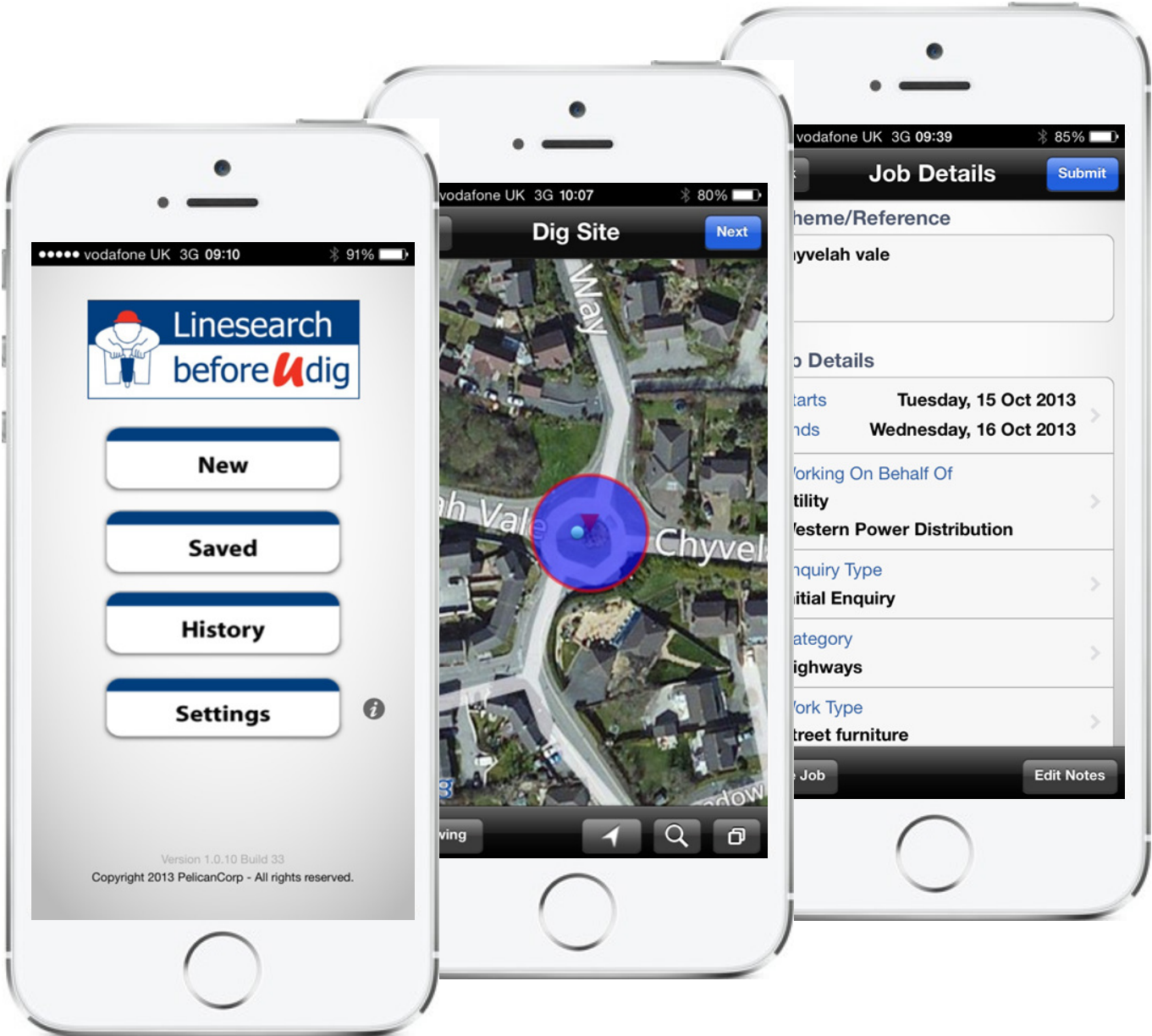




# iPhone App User Guide





# iPhone App User Guide


**The App is FREE to download and FREE to use!**

## How to download the App and get started?

Simply go to the website [www.linesearchbeforeudig.co.uk](http://www.linesearchbeforeudig.co.uk) and click on the link "Available on the App store"



or go straight to the App store on your iPhone or iPad and search for "LSBUD".



**LSBUD-UK**

LinesearchbeforeUdig

★★★★★ (234)

**FREE**

### **Register first!**

To start using the LinesearchbeforeUdig (LSBUD) App you need to be registered with the LSBUD service first, this is performed via the LSBUD website.

[linesearchbeforeudig.co.uk](http://linesearchbeforeudig.co.uk)

# iPhone App User Guide

## How to make a new enquiry?

Click the "New" button on the home screen



### Step 1 - Locate and Draw

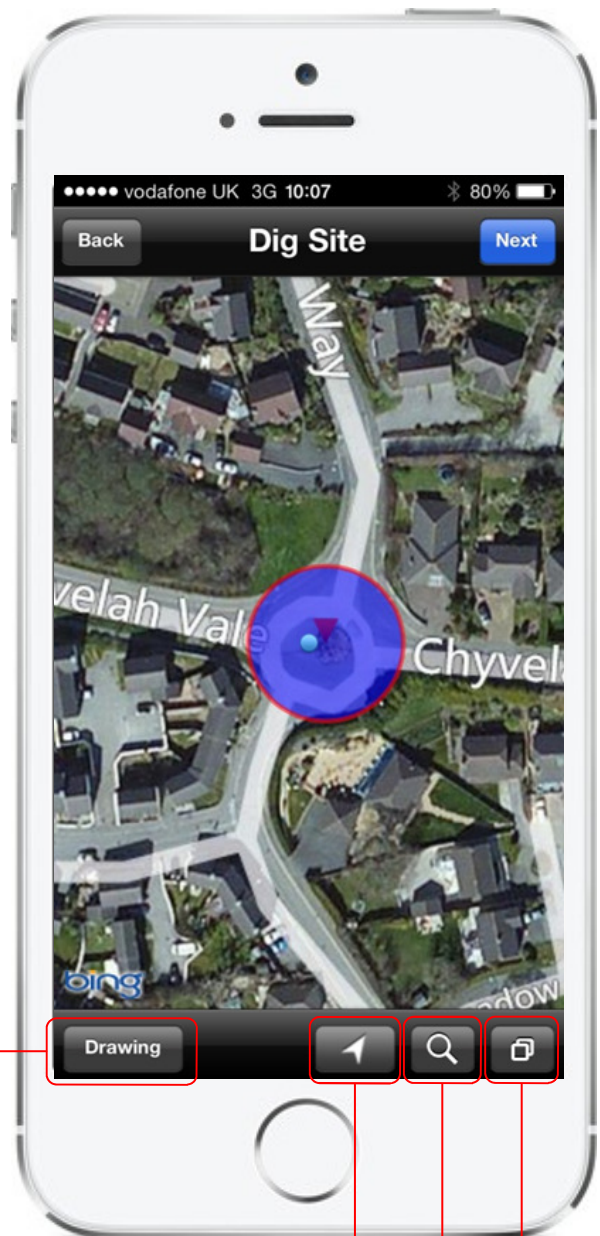
#### a. Locate

Locate your proposed work site on the map, either click the arrow button or the search button to position your map correctly.





#### b. Draw

Once you can see your work site click the drawing button and select a drawing tool (Circle, Line, Area) and mark up your proposed work site.

When you have drawn your site click "Next" to continue.



Drawing Tools

<p><b>Draw</b></p>  <p>CIRCLE</p>  <p>LINE</p>  <p>AREA</p>  <p>PAN</p>	<p>Click at the centre of your site and again at the edge of your site.</p> <p>Click on map to start drawing your Line, click again to complete.</p> <p>Click on map to start drawing your Area, click again to complete.</p> <p>Click on map and drag the map to re-centre.</p>
---	--

Centre on current location

Search for your proposed site

Change the map display

# iPhone App User Guide

## How to make a new enquiry?

### Step 2 - Enquiry details

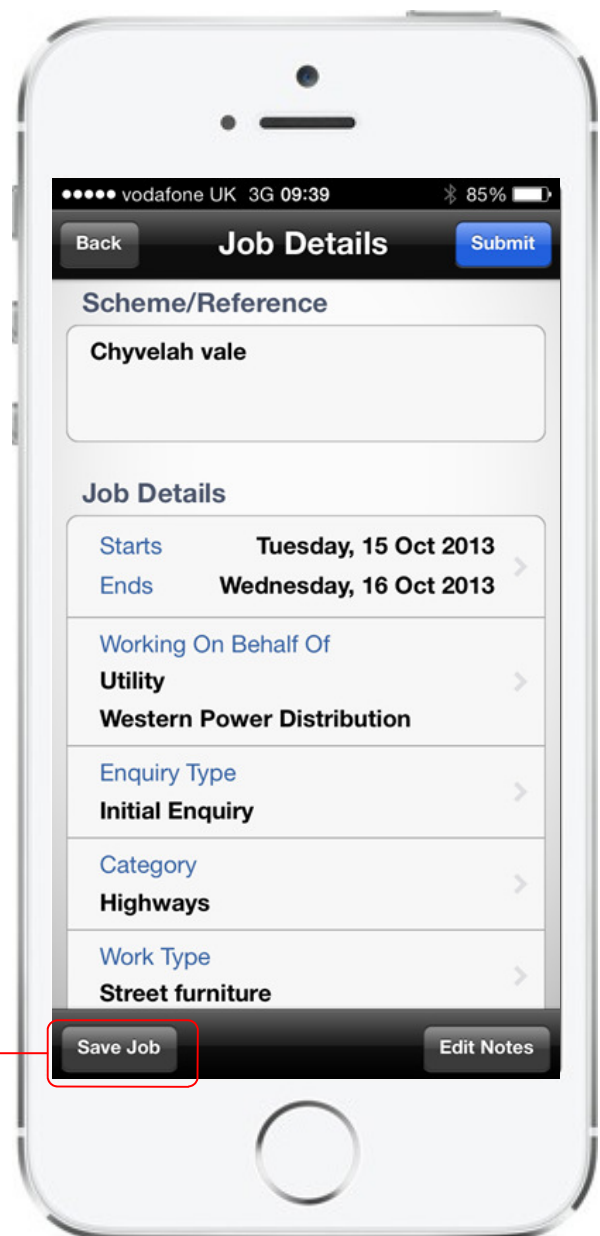
Supply details about your proposed works.

Click "Submit" when details are complete.

### Default values

Default enquiry details can be set by clicking the "Settings" button from the home screen.

Clicking "Save Job" will place your enquiry in a list that is accessed via the home screen by clicking the "Saved" button. These saved jobs have not been submitted.



Once you have completed your enquiry you will also be emailed the results of your enquiry in the form of an Enquiry Confirmation. This is emailed to your registered email address.